



ANTALYA
Söve

2016

2008 yılında En Yapı Dekoratif Mantolama ve Söve firmamız ile başlamış olduğumuz uygulama taahhüt işlerimizde her zaman müşteri odaklı olan çalışmalarımızı 2014 yılı itibari ile ANTALYA *Söve* imalatçı kimliğimiz ile devam ettirmekteyiz.

Yılların vermiş olduğu bilgi ve birikimimiz ile başarılarımızı pekiştirerek her zaman daha iyiyi hedefleyen bir firma olarak hareket etmekteyiz.

Müşteri memnuniyetini her daim ön planda tutarak, üretimden uygulamaya kadar olan hizmetlerimizde, profesyonel ekibimizle çözüm odaklı çalışmaktayız.

Sanatsal tasarımlarıyla estetik değerler üreten ANTALYA *Söve*, uygulama alanında yarattığı farkla, renovasyon sürecindeki yapılarınızı yeniden şekillendiriyor.
ANTALYA *Söve*

“Uzman, artık düşünmeyi bırakmış olan adamdır – sadece bilir!” (Le Corbusier)





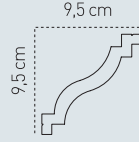
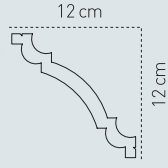
ANTALYA *Söve*

02-04	KARTONPİYER	
05	DESENLİ KARTONPİYER	
06	LAMBA GÖBEKLERİ	07
	TAVAN KAPLAMA	
	SÖVE	08-10
	PENCERE MODELLERİ	
12-13		11
	DENİZLİK	
14-15	KAT SİLME	
	DESENLİ KAT SİLME	
16		17
	KİLİT TAŞLARI	
	KÖŞE PROFİLLERİ	17
	CEPHE KAPLAMA	
19		18
	PAYANDALAR	
19	U PROFİLLER	
	CNC DESENLER	
20-21		22
	SÜTUN	
	KAİDELER	22
	POLÜRETAN	
		23

KARTONPİYER



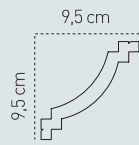
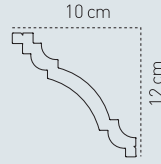
KTP 001



KTP 009



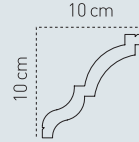
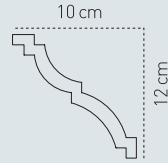
KTP 002



KTP 010



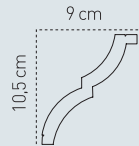
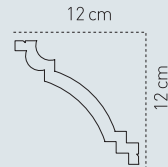
KTP 003



KTP 011



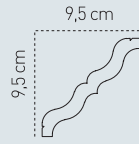
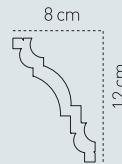
KTP 004



KTP 012



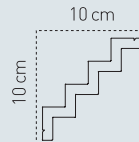
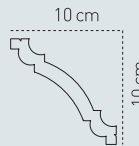
KTP 005



KTP 013



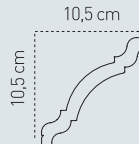
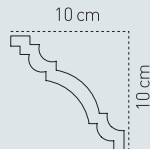
KTP 006



KTP 014



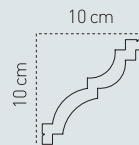
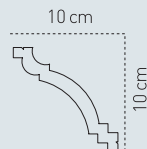
KTP 007



KTP 015



KTP 008



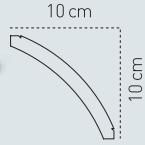
KTP 016



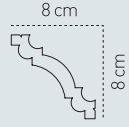
KARTONPİYER



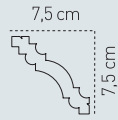
KTP 017



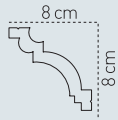
KTP 018



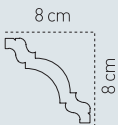
KTP 019



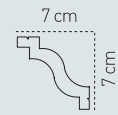
KTP 020



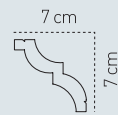
KTP 021



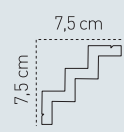
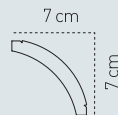
KTP 022



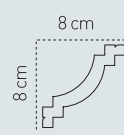
KTP 023



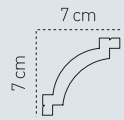
KTP 024



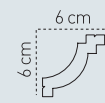
KTP 025



KTP 026



KTP 027



KTP 028



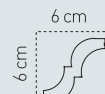
KTP 029



KTP 030



KTP 032



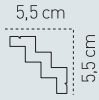
KTP 033



KARTONPIYER



KTP 034



KTP 035



KTP 036



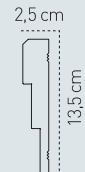
KTP 037



KTP 038



KTP 039



KTP 040



KTP 041



KTP 042



KTP 043



PER 01



PER 02



PER 03



LED 01



LED 02

XPS GİZLİ IŞIK - DESENLİ KARTONPİYER


LED 03



LED 04



LED 05



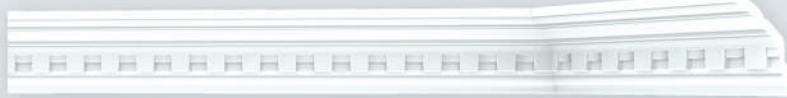
DKTP 01



DKTP 02



DKTP 03



DKTP 04



DKTP 05



EPS GÖBEK MODELLERİ



GBK 01
47cm
Küçük Düz



GBK 02
70cm
Büyük Düz



GBK 03
39cm
Küçük Versace



GBK 04
47cm
Büyük Versace



GBK 05
39cm
Küçük Baklava



GBK 06
47cm
Büyük Baklava



GBK 07
39cm
Küçük Salyangoz



GBK 08
47cm
Büyük Salyangoz



GBK 09
47cm
Küçük Güneş



GBK 10
70cm
Büyük Güneş



GBK 11
45cm
Altıgen



GBK 12
39cm
Küçük Başak



GBK 13
47cm
Büyük Başak



EPS TAVAN KAPLAMALARI

TVN 01
50cm x 50cm
Yonca



TVN 04
50cm x 50cm
Çizgi



TVN 02
50cm x 50cm
Hasır




TVN 03
50cm x 50cm
Fasarit




SÖVE MODELLERİ

LS 180



LS 181



LS 182



S 100



S 101



S 102



S 103



S 104



S 105



S 106



S 107



S 108




SÖVE MODELLERİ


S 109



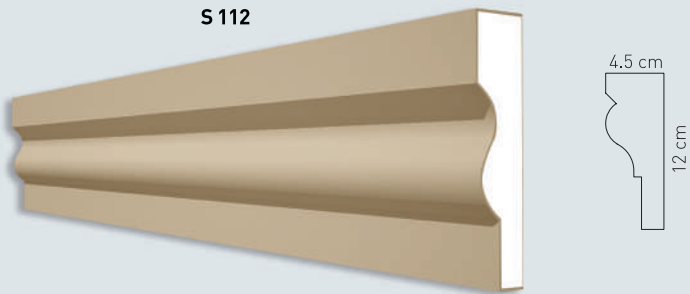
S 110




S 111




S 112




S 113




S 114



S 115



S 116



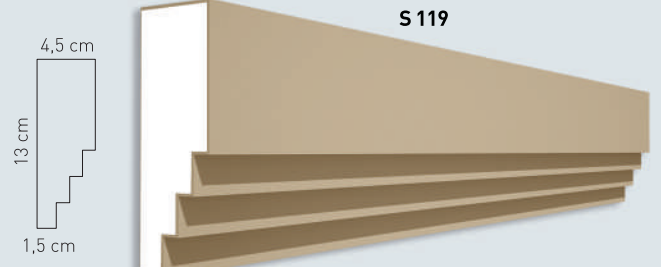
S 117



S 118



S 119




S 120



Ürünlerimiz istenilen ebat ve ölçülere göre özel üretilebilmektedir.


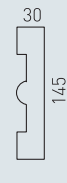
SÖVE MODELLERİ



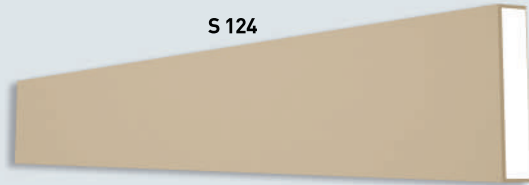
S 121




S 122




S 123



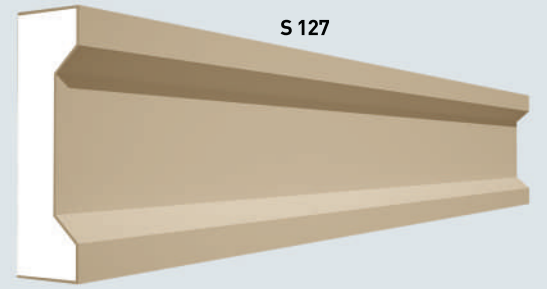
S 124




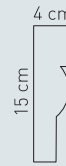
S 124



S 126




S 127




S 128



S 129



S 130



S 131



S 132



S 133

PENCERE MODELLERİ

MODEL - 1



MODEL - 2



MODEL - 3



MODEL - 4



MODEL - 5



MODEL - 6



DENİZLİK MODELLERİ

D 200




5 cm



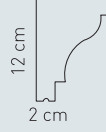
D 205



D 201



8,5 cm



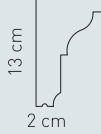
D 206



D 202




7,5 cm



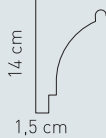
D 207



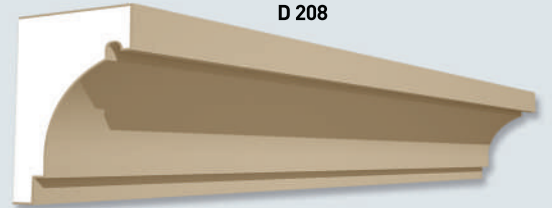
D 203



8,5 cm



D 208



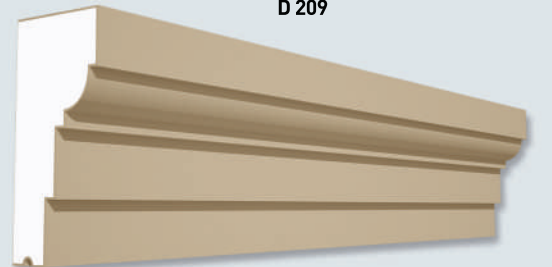
D 204



7,5 cm



D 209

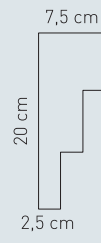



DENİZLİK MODELLERİ


D 210



D 215



D 211



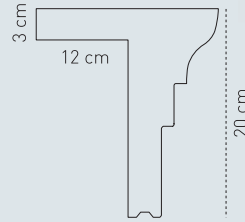

D 216




D 212



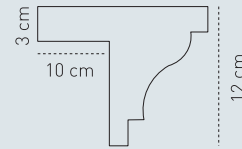
LD 250



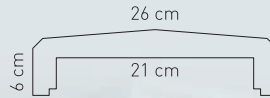
D 213




LD 252



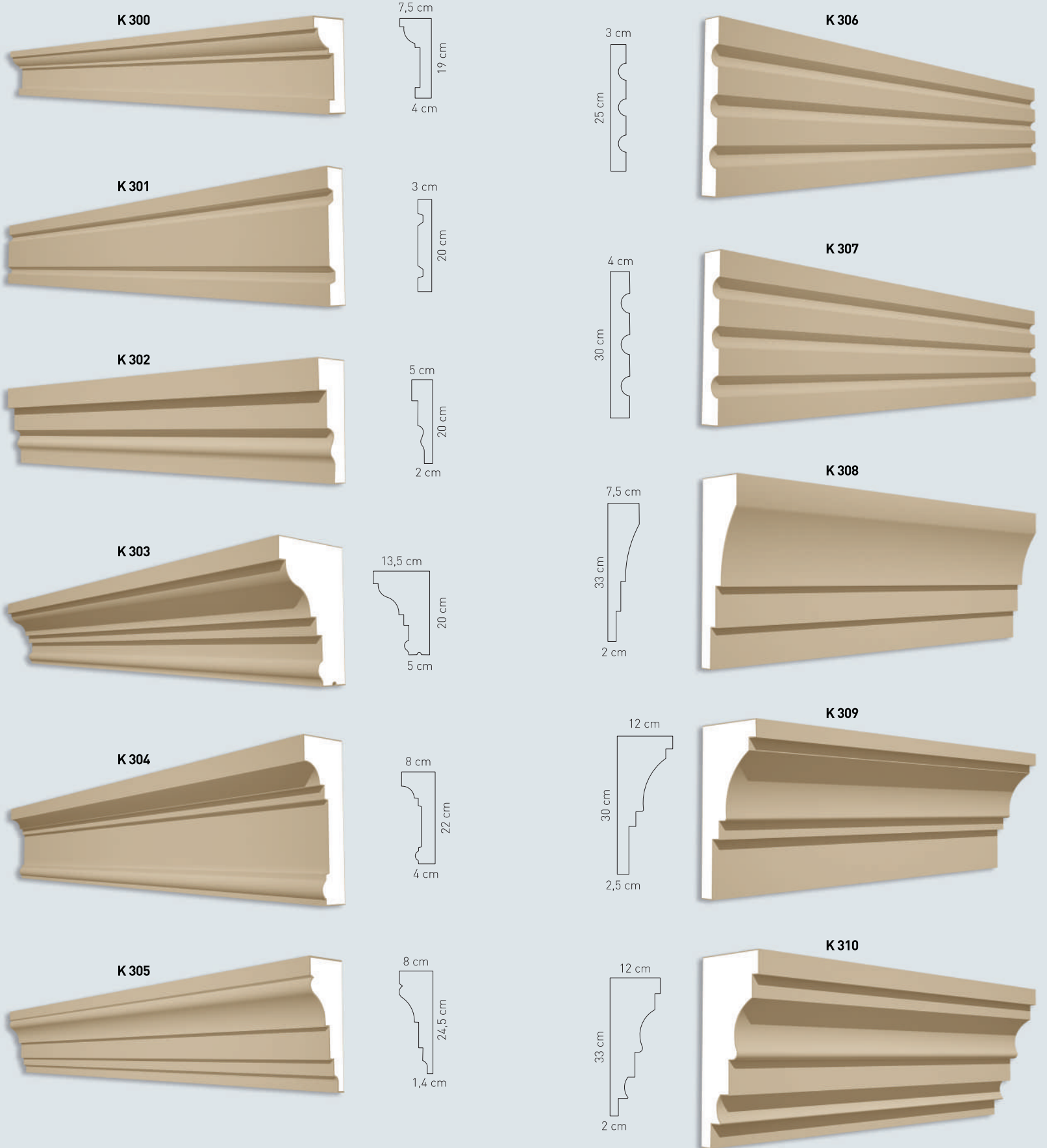
HARPUŞTA



D 214

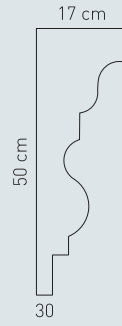
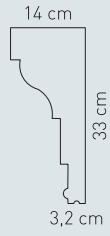



KAT SİLMELERİ




KAT SİLMELERİ

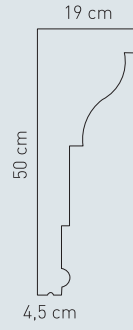
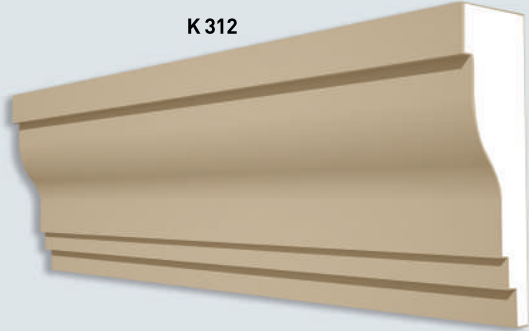
K 311



K 314



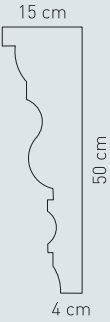

K 312




K 315



K 313

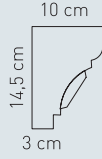


K 316

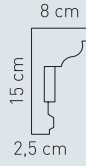


DESENLİ KAT SİLMELERİ

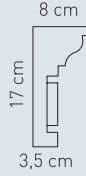

DK 400



DK 401



DK 402



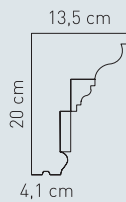
DK 403



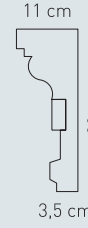
DK 404



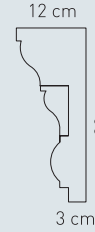
DK 405



DK 406




DK 407



DK 408



DK 409



DK 410



KİLİT TAŞLARI




R 450



R 451



R 452



R 453



R 454

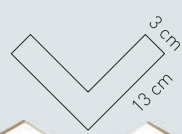
KÖŞE PROFİLLERİ



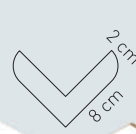
KP 350



KP 351



KP 352



KP 353

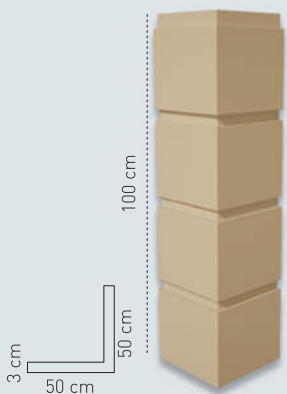


KP 354

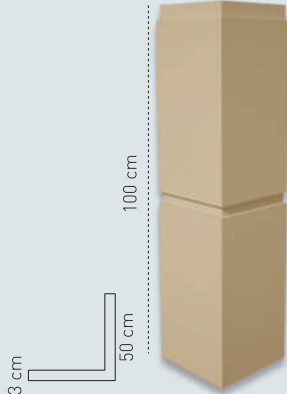


KP 355

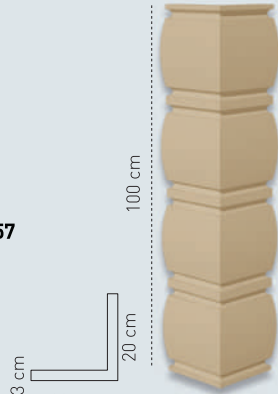
FUGALI KÖŞE PROFİLLERİ & KÖŞE TAŞLARI



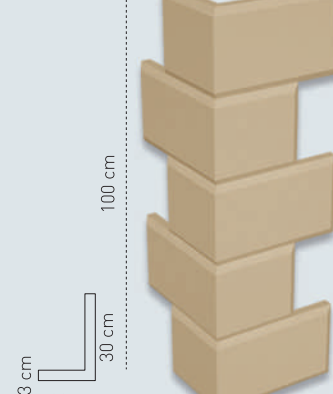
KP 356



KP 357



KP 358



KP 359

Ürünlerimiz istenilen ebat ve ölçülere göre özel üretilebilmektedir.

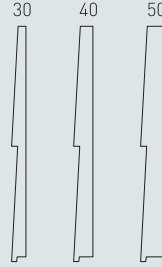
CEPHE KAPLAMALARI



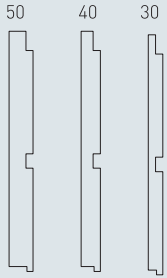
FUGALI-1



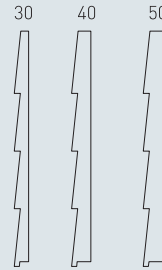
YALI BASKI-2



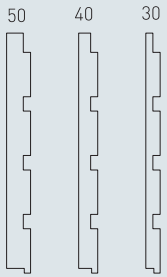
FUGALI-2



YALI BASKI-4



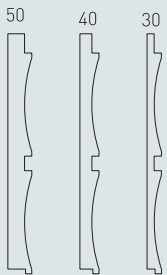
FUGALI-3



TERRA COTTA



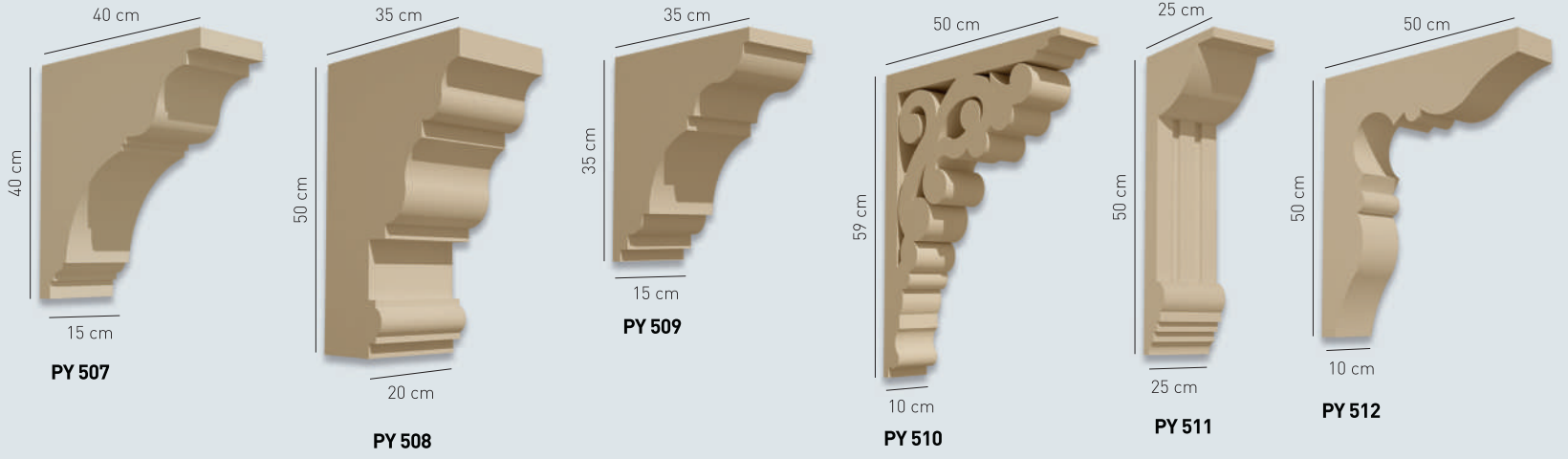
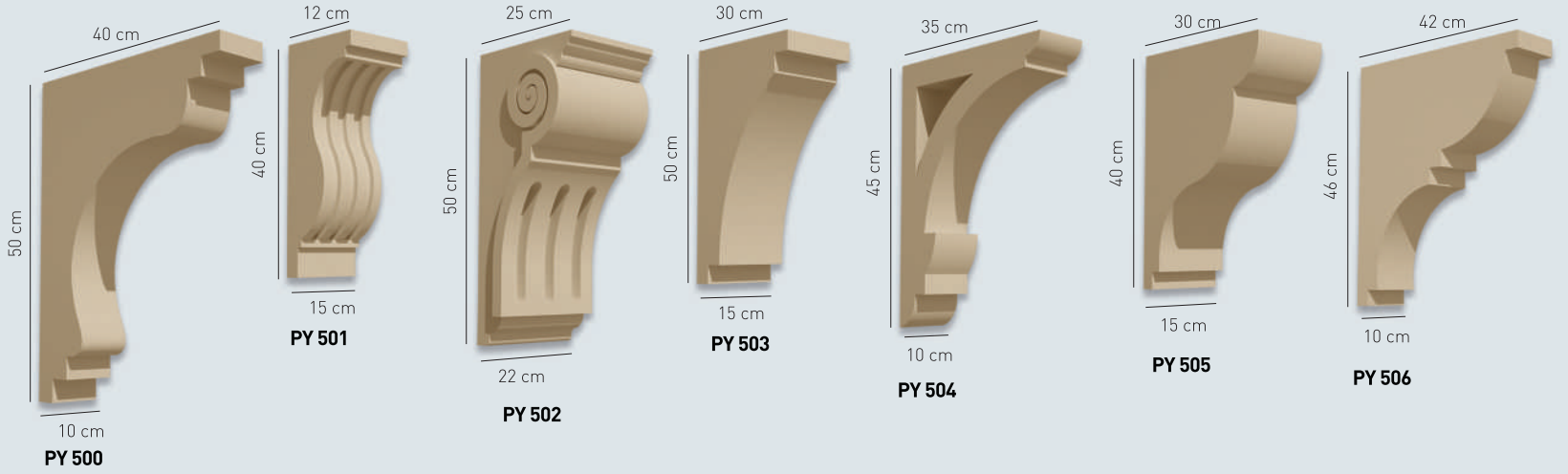
FUGALI-4



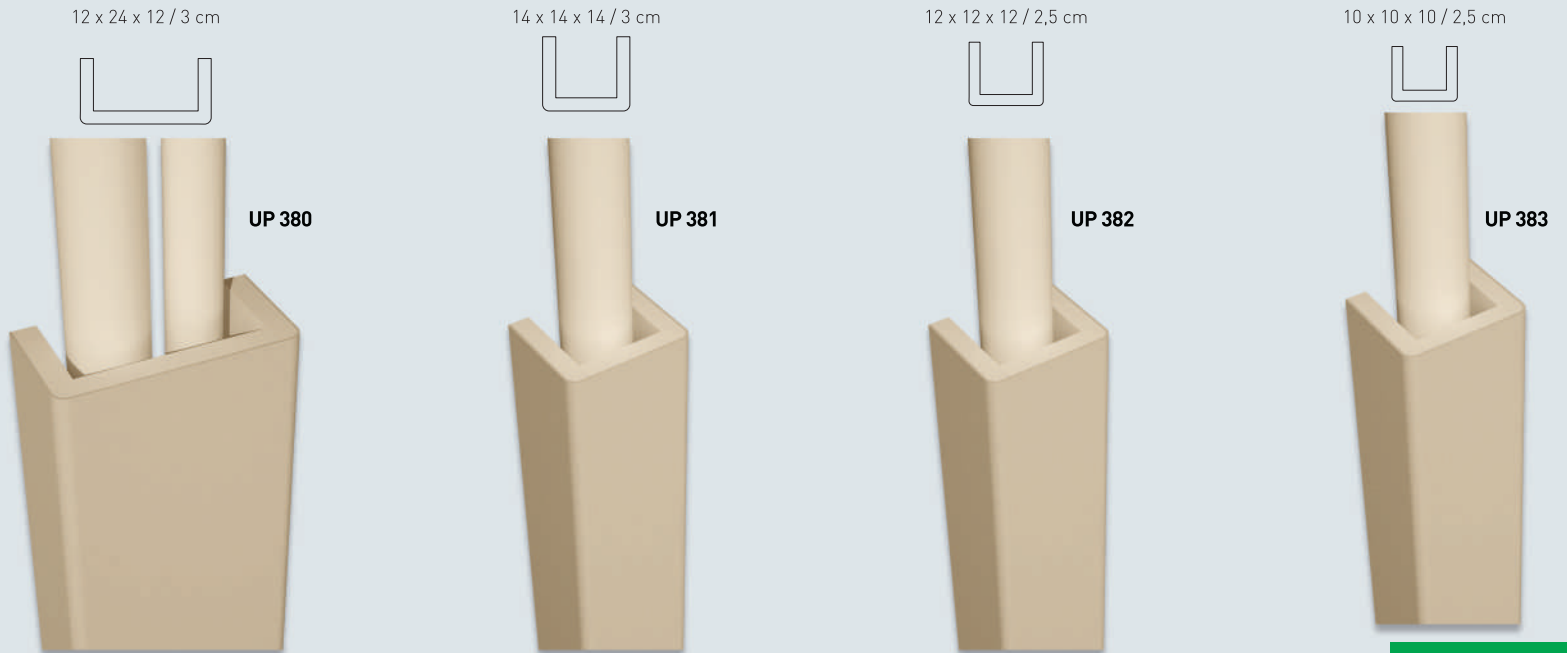
TAŞ KAPLAMA



PAYANDALAR




U PROFİLLER




Ürünlerimiz istenilen ebat ve ölçülere göre özel üretilebilmektedir.


CNC MODELLER



CNC 800
50 x 50 cm



CNC 804
50 x 50 cm




CNC 801
50 x 50 cm



CNC 805
50 x 50 cm



CNC 802
50 x 50 cm




CNC 806
50 x 57 cm



CNC 803
50 x 50 cm




CNC 807
50 x 60 cm



CNC 808
50 x 50 cm



CNC 812
50 x 100 cm



CNC 809
50 x 50 cm



CNC 813
50 x 54 cm



CNC 810
50 x 50 cm



CNC 814
40 x 100 cm



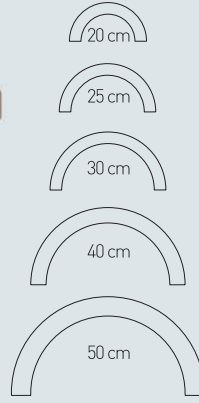
CNC 811
50 x 50 cm



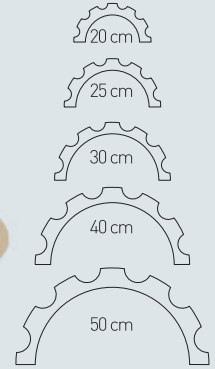
CNC 815
40 x 40 cm

SÜTUNLAR


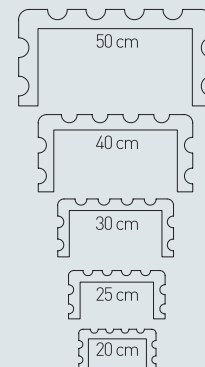
ST 600



ST 601



ST 602



BAŞLIK & KAİDELER



SB 600



SB 601



SB 602




SB 603



SB 604



SB 605



SB 606



SB 607



SB 608



SB 609



SB 610



SB 611



SB 612



SB 613



SB 614

Ürünlerimiz istenilen ebat ve ölçülere göre özel üretilebilmektedir.

POLIÜRETAN



P-DKP 01
59x59x2 cm



P-DKP 02
59x59x2 cm




P-DKP 03
59x59x2 cm



P-DKP 04
59x59x2 cm




P-DKP 05
11,9x59x2 cm



P-DKP 05
11,9x11,9x2 cm




P-3D 01
30x30x3 cm



P-3D 02
240x18x8 cm



P-3D 03
105x105x3 cm



P-3D 04
59x59x6 cm



P-3D 05
119x72x5 cm



P-3D 06
120x60x4,5 cm



P-3D 06
120x59,5x2,5 cm



P-3D 06
120x59x2,5 cm



P-3D 07
205x47x1,7 cm



P-3D 08
325x100x1,3 cm

POLIÜRETAN



DV 01
36x30x15 cm



DV 01
45,5x23x43 cm



DV 01
37,5x20,6x13 cm



DV 04
31,3x14x14,3 cm



P-ST 01
H 2400xØ40 cm



DV 04
37x15,8x10,8 cm



P-ST 02
H 3100xØ25 cm



DV 04
46,5x20,2x22,4 cm



P-KD 01
40x40x



P-KD 01
53x53



